

Why study PVDI?

Photography, Video and Digital Imaging offers students the opportunity to explore contemporary artistic practices that make use of photography, video and digital imaging.

The course offers opportunities for the student to investigate one or more of these fields and to develop understanding and skills that contribute to an informed critical practice. Central to this is the development of creative action, reflection and the exercise of judgement.

Photography, Video and Digital Imaging also offers opportunities for students to investigate the pervasiveness of these fields in the contemporary world in the visual arts and design, television, film, video, the mass media and multimedia, and to investigate the ways in which these fields of artistic practice have adapted and evolved over the twentieth century.



Careers in PVDI



Occupations where a study of PVDI would be useful are endless, but could include: -

Photojournalism, media photographer and content producer for digital, online and print media, documentary photographer, exhibiting and publishing, digital publisher, moving image maker, documentary filmmaker, virtual reality video content producer, Fashion, lifestyle, architecture, advertising, industrial, sports, event, magazine, corporate, food and product, portrait, wedding (still and moving image), surf and underwater, studio manager, aerial and drone photography, scientific and medical, police and forensic.

Exhibiting and publishing photo artist, digital artist, filmmaker, moving image/installation. Production manager, photo agencies, image editing, digital post-production, image manipulation,



www.melville-h.schools.nsw.edu.au

MELVILLE HIGH SCHOOL

44-50 NICHOLSON STREET, KEMPSEY, NSW 2440
PH (02) 6562 7511

MELVILLE HIGH SCHOOL
CREATIVE ARTS FACULTY



Photography, Video and Digital Imaging


Photography, Video and Digital Imaging (PVDI) is run as a 2 unit Content Endorsed Course for students with an interest in Photography, Digital Media and Video.

Course Structure

The time allocated to each module is flexible within the range of 20–40 hours. When deciding on the duration of modules, consideration should be given to:

Possible course options:

Course	Units	Hours	Structure
1 year (Year 11 or Year 12)	1	60	2-3 modules
1 year (Year 11 or Year 12)	2	120	3-6 modules
2 year (Year 11 and Year 12)	1	120	as for the 1 year, 2 unit course above
2 year (Year 11 and Year 12)	2	240	6-12 modules



Course Modules

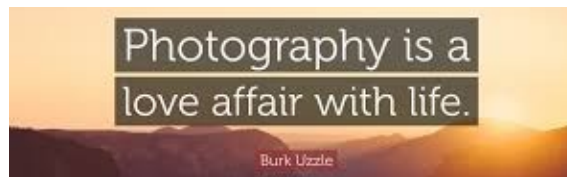
Modules

Wet Photography Module 1: Introduction to Practice in Wet Photography
 Wet Photography Module 2: Developing a Point of View
 Wet Photography Module 3: Traditions, Conventions, Styles & Genres
 Wet Photography Module 4: Manipulated Forms
 Wet Photography Module 5: The Arranged Image
 Wet Photography Module 6: Temporal Accounts

Video Module 1: Introduction to Practice in Video
 Video Module 2: Developing a Point of View
 Video Module 3: Traditions, Conventions, Styles and Genres
 Video Module 4: Manipulated Forms
 Video Module 5: The Arranged Image
 Video Module 6: Temporal Accounts

Digital Imaging Module 1: Introduction to Practice in Digital Imaging
 Digital Imaging Module 2: Developing a Point of View
 Digital Imaging Module 3: Traditions, Conventions, Styles and Genres
 Digital Imaging Module 4: Manipulated Forms
 Digital Imaging Module 5: The Arranged Image
 Digital Imaging Module 6: Temporal Accounts


General Module: Individual/collaborative project



Course Specific details

To support learning in PVDM some experiences which **may** be offered in the study of this course include: -

- Industry Guest Speakers
- Dark room experiences
- Digital photography editing
- Video making and editing
- Photography competitions



Further information about the course content and outcomes can be obtained from the website below.
<http://educationstandards.nsw.edu.au/wps/portal/nesa/11-12/stage-6-learning-areas/stage-6-creative-arts/photography-video-and-digital-imaging>